

电动小车运行式

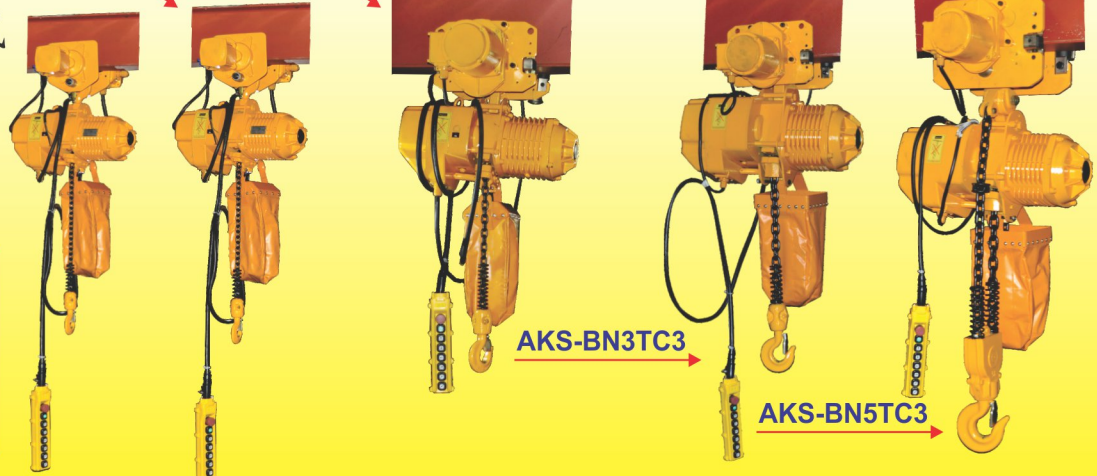
AKS-BN0.5TC3

AKS-BN1TC3

AKS-BN2TC3

AKS-BN3TC3

AKS-BN5TC3



AKS-BN0.5TC3, AKS-BN1TC3, AKS-BN2TC3, AKS-BN3TC3, AKS-BN5TC3

**ELECTRIC CHAIN HOIST
MADE IN CHINA 中國制造**

SPECIFICATION	AKS - BN0.5TC3	AKS - BN1TC3	AKS - BN2TC3	AKS - BN3TC3	AKS - BN5TC3	
Capacity	0.5 Ton	1 Ton	2 Ton	3 Ton	5 Ton	
Standard Lifting Height	3 m	3 m	3 m	3 m	3 m	
Lifting Speed	7.0 m/min	6.8 m/min	6.6 m/min	5.4 m/min	2.6 m/min	
Lifting Motor	Power / Phases	0.75 kw / 3 Phase	1.5 kw / 3 Phase	3 kw / 3 Phase	3 kw / 3 Phase	3 kw / 3 Phase
	Voltage / Frequency	200 - 440 / 50 Hz	200 - 440 / 50 Hz	200 - 440 / 50 Hz	200 - 440 / 50 Hz	200 - 440 / 50 Hz
	Rotating Speed	1440 r/min	1440 r/min	1440 r/min	1440 r/min	1440 r/min
Operation Motor	Power / Phases	0.4 kw / 3 Phase	0.4 kw / 3 Phase	0.4 kw / 3 Phase	0.75 kw / 3 Phase	0.75 kw / 3 Phase
	Voltage / Frequency	200 - 440 / 50 Hz	200 - 440 / 50 Hz	200 - 440 / 50 Hz	200 - 440 / 50 Hz	200 - 440 / 50 Hz
	Operation Speed	11/21 m/min	11/21 m/min	11/21 m/min	11/21 m/min	11/21 m/min
	Rotating Speed	1440 r/min	1440 r/min	1440 r/min	1440 r/min	1440 r/min
Chain Falls / Spec. Of Load Chain	1 / Ø6.1	1 / Ø7.1	1 / Ø10	1 / Ø11.2	2 / Ø11.2	
I-beam	58 - 153 mm	58 - 153 mm	82 - 178 mm	100 - 178 mm	100 - 178 mm	
Weight	70 kg	100 kg	160 kg	170 kg	200 kg	

Gambar dan Spesifikasi Mesin tidak semua 100% sesuai

www.aksjakarta.com

电动小车运行式


AKS-BD1TC10



AKS-BD2TC10



AKS-BD5TC10, AKS-BD7.5TC10



AKS-BD1TC10
AKS-BD2TC10, AKS-BD3TC10
AKS-BD5TC10, AKS-BD7.5TC10

ELECTRIC CHAIN HOIST
 MADE IN CHINA 中國制造

SPECIFICATION	AKS-BD1TC10	AKS-BD2TC10	AKS-BD3TC10	AKS-BD5TC10	AKS-BD7.5TC10
Capacity	1 Ton	2 Ton	3 Ton	5 Ton	7.5 Ton
Standard Lifting Height	10 m	10 m	10 m	10 m	10 m
Lifting Speed	6.8 m/min	6.6 m/min	5.6 m/min	2.8 m/min	1.8 m/min
Power	1.5 kw	3 kw	3 kw	3 kw	3 kw
Rotation Speed	1440 r/min	1440 r/min	1440 r/min	1440 r/min	1440 r/min
Operation Speed	11 / 21 m/min	11 / 21 m/min	11 / 21 m/min	11 / 21 m/min	11 / 21 m/min
Power Supply	3Phs-380V-50Hz	3Phs-380V-50Hz	3Phs-380V-50Hz	3Phs-380V-50Hz	3Phs-380V-50Hz
Control Voltage	24V / 36V / 48V	24V / 36V / 48V	24V / 36V / 48V	24V / 36V / 48V	24V / 36V / 48V
No. Of Load Chain	1	1	1	2	3
Spec. Of Load Chain	Ø7.1	Ø10	Ø11.2	Ø11.2	Ø11.2
I-beam	75 - 178 mm	82 - 178 mm	100 - 178 mm	112 - 178 mm	125 - 178 mm
Weight	110 Kg	173 Kg	195 Kg	263 Kg	331 Kg

Gambar dan Spesifikasi Mesin tidak semua 100% sesuai

www.aksjakarta.com


AKS-BN10TC10



AKS-BD10TC10



AKS-BN15TC10



电动
小车
运行
式


AKS-BN10TC10, AKS-BD10TC10, AKS-BN15TC10, AKS-BD15TC10
ELECTRIC CHAIN HOIST MADE IN CHINA 中國制造

SPECIFICATION	AKS - BN10TC10	AKS - BD10TC10	AKS - BN15TC10	AKS - BD15TC10
CAPACITY	10 Ton	10 Ton	15 Ton	15 Ton
STANDARD LIFTING HEIGHT	10 m	10 m	10 m	10 m
LIFTING SPEED	2.8 m/min	2.8 m/min	1.8 m/min	1.8 m/min
POWER	2 x 3 kw	2 x 3 kw	2 x 3 kw	2 x 3 kw
ROTATION SPEED	1440 r/min	1440 r/min	1440 r/min	1440 r/min
TRAVELLING SPEED	11 m/min & 21 m/min	11 / 21 m/min	11 m/min & 21 m/min	11 m/min & 21 m/min
POWER SUPPLY	3 Phs - 220/440V - 50/60 Hz	3Phs-380V-50Hz	3 Phs - 220/440V - 50/60 Hz	3 Phs - 380V - 50 Hz
CONTROL VOLTAGE	24V / 36V / 48V	24V / 36V / 48V	24V / 36V / 48V	24V / 36V / 48V
NO. OF LOAD CHAIN	4	4	6	6
SPEC. OF LOAD CHAIN	Φ11.2	Ø11.2	Φ11.2	Φ11.2
I-BEAM	150 - 220 mm	150 - 220 mm	150 - 220 mm	150 - 220 mm
WEIGHT	520 kg	540 kg	600 kg	693 kg

Gambar dan Spesifikasi Mesin tidak semua 100% sesuai

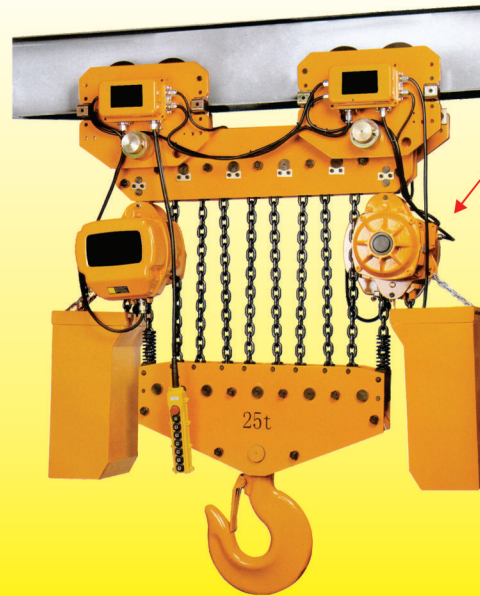
www.aksjakarta.com

AKS-BD20TC10



电动
小车
运行
式

AKS-BN25TC10



AKS-BN20TC10, AKS-BD20TC10, AKS-BN25TC10, AKS-BD25TC10

ELECTRIC CHAIN HOIST MADE IN CHINA 中國製造

SPECIFICATION	AKS - BN20TC10	AKS - BD20TC10	AKS - BN25TC10	AKS - BD25TC10
CAPACITY	20 Ton	20 Ton	25 Ton	25 Ton
STANDARD LIFTING HEIGHT	10 m	10 m	10 m	10 m
LIFTING SPEED	1.4 m/min	1.4 m/min	1.1 m/min	1.1 m/min
POWER	2 x 3 kw	2 x 3 kw	2 x 3 kw	2 x 3 kw
ROTATION SPEED	1440 r/min	1440 r/min	1440 r/min	1440 r/min
TRAVELLING SPEED	11 m/min & 21 m/min	11 m/min & 21 m/min	11 m/min & 21 m/min	11 m/min & 21 m/min
POWER SUPPLY	3 Phs 220/440V - 50/60 Hz	3 Phs - 380V - 50 Hz	3 Phs 220/440V - 50/60 Hz	3 Phs - 380V - 50 Hz
CONTROL VOLTAGE	24V / 36V / 48V	24V / 36V / 48V	24V / 36V / 48V	24V / 36V / 48V
NO. OF LOAD CHAIN	8	8	10	10
SPEC. OF LOAD CHAIN	Ø11.2	Ø11.2	Ø11.2	Ø11.2
I-BEAM	150 - 220 mm	150 - 220 mm	150 - 220 mm	150 - 220 mm
WEIGHT	900 kg	920 kg	1100 kg	1053 kg

Gambar dan Spesifikasi Mesin tidak semua 100% sesuai

www.aksjakarta.com